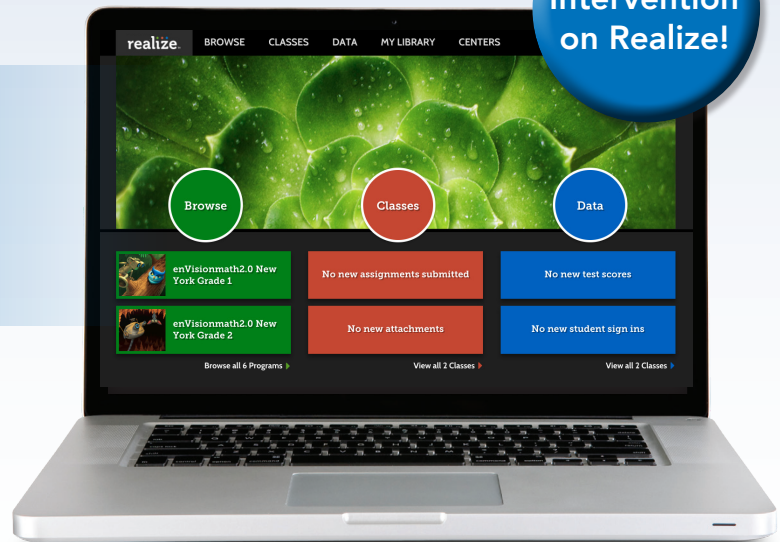


Provide Intervention for All Learners

GRADES K-5
AVAILABLE NOW ON
SAVVASREALIZE.COM

Assign
Intervention
on Realize!



Did you know?

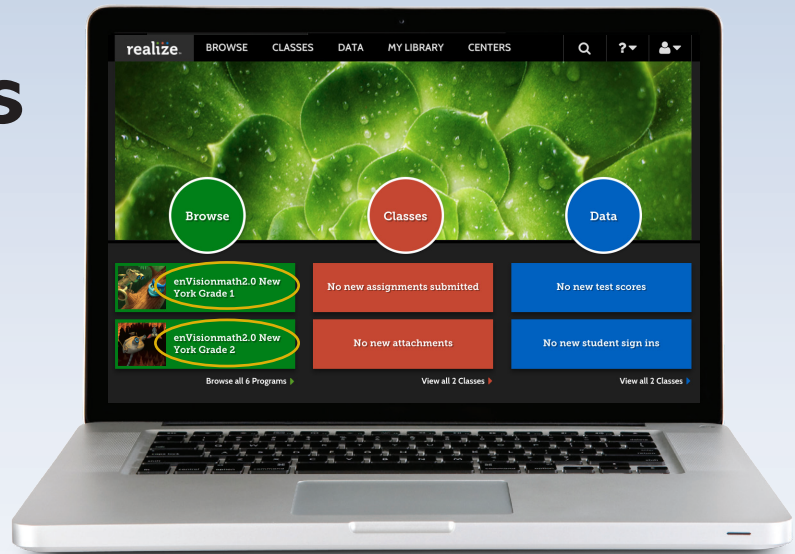
New York Educators have access to digital intervention lessons to help support all learners with the **Math Diagnosis and Intervention System (MDIS)**.

Resources to Access Now:

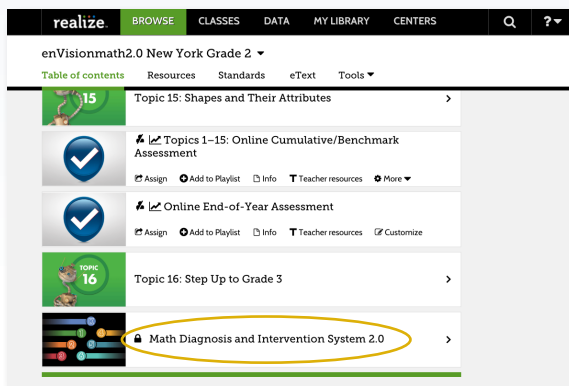
- **Diagnostic tests** determine student strengths and weaknesses.
- **Intervention Lessons** include guided instruction and two practice pages, correlated to on-level **enVision New York** lessons.
- **Teacher Support** notes help conduct a short lesson. Focus on vocabulary, concept development, and practice.
- **Teacher's Guide** contains individual and class record forms and correlations to **enVision** lessons.

Online Access to MDIS

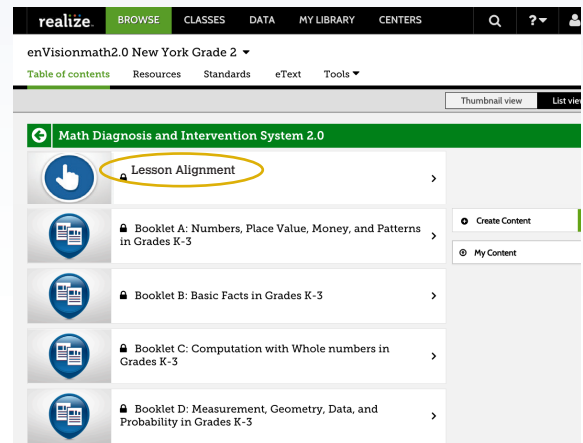
1 Log into your teacher account on Realize and select **enVisionmath2.0 New York** under **Browse**.



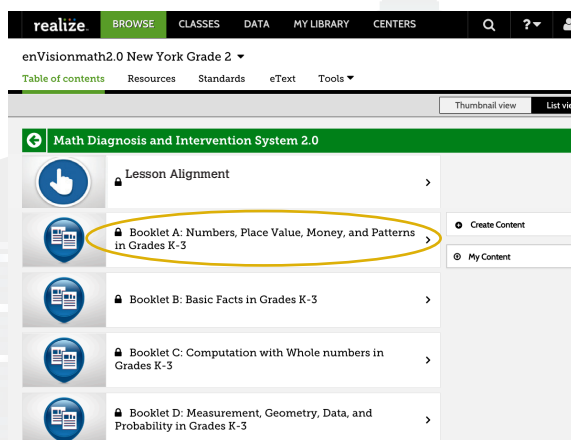
2 From the grade level Table of Contents, scroll down to the bottom and select **Math Diagnosis and Intervention System 2.0**.



3 Review the **Lesson Alignment** to determine which intervention lesson to assign based on core enVision lesson.



4 Lesson Booklets are organized by Grades K-3 and Grades 4-6. Select a **Booklet**.



5 Select a lesson within the Booklet to view. Select **Assign** to assign to students.

